

The conflict in the BAY states is first and foremost a protection crisis and the Protection Sector response aims to provide an environment where IDPs, returnees and host communities can enjoy their rights and are enabled to re-establish their lives through child protection, gender-based violence, mine action and housing land and properties. The sector targeted 2.5 million people comprising of internally displaced persons (IDPs), IDPs and Refugee Returnees, and Host Communities initially the sector had a financial requirement of \$82.5M to implement 76 projects this was reviewed upward to \$104.4M to cover for new needs resulting from the COVID-19 pandemic. As of ending April the sector has reached 555,000 of the people targeted with different humanitarian assistance, this includes 156,000 through general protection activities, 200,000 through child protection activities, 245,000 with gender based violence activities, 52,000 with mine action activities and 8,000 through housing land and property activities.

## KEY FIGURES

### PEOPLE IN NEED

5.4M

### PEOPLE TARGETED

2.5M

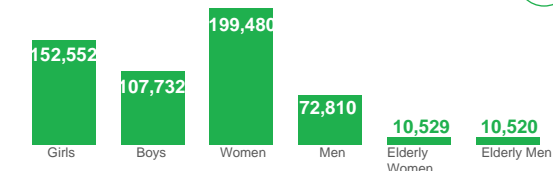
46% of people in need

### PEOPLE REACHED

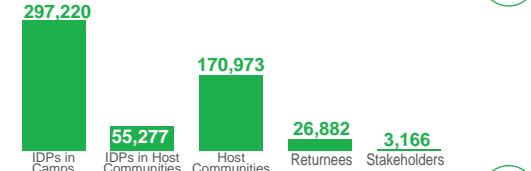
554K

22% of people targeted

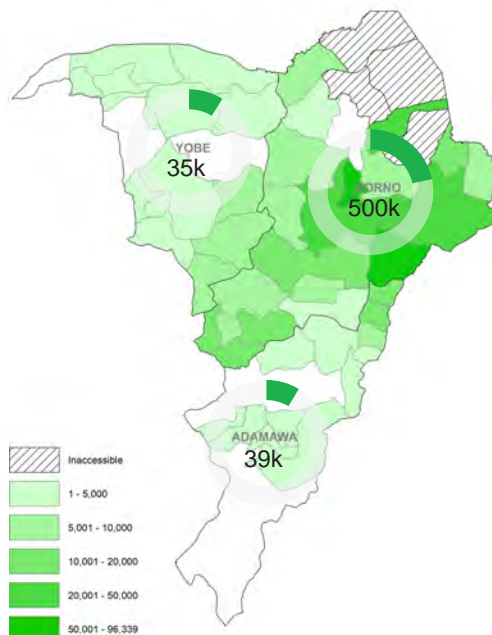
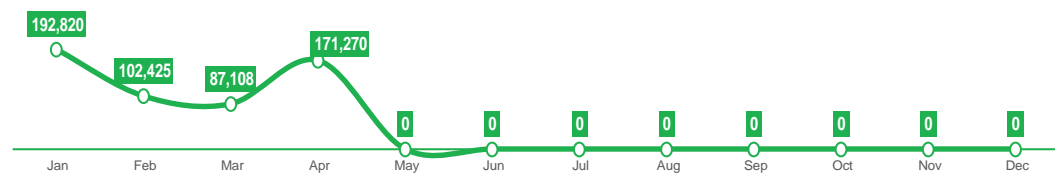
### DEMOGRAPHICS



### BENEFICIARY TYPE



### MONTHLY TREND (Individuals reached)



## SECTOR FUNDING

### FINANCIAL REQUIREMENT

\$104.4M



### FUNDS RECEIVED\*

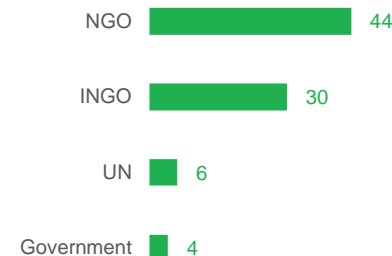
\$0.0M



Funding level only reflects reported funding to fts.unocha.org, partners are encouraged to share information on the platform.

## PARTNERS

84



## LEAD AGENCIES

### PROTECTION

Yousef Daradkeh  
daradkeh@unhcr.org  
Markus Topp  
topp@unhcr.org

Alon Margalit  
alon.magarlit@rescue.org

### MINE ACTION

Lionel Pechara  
lionelp@unops.org

### CHILD PROTECTION

Joyce Mutiso  
jmutiso@unicef.org

Sylvia Opinia  
opinia@opinia.org

### HOUSING LAND AND PROPERTY

Peter Bwala  
peter.bwala@nrc.no



General Protection outlined 3 objectives for 2020 which will be achieved through a set of interventions to prevent and/or address violations of human rights including abduction, arbitrary detention, forced displacement, restricted freedom of movement, lack of documentation, human trafficking and access to justice. The specific activities will include human rights monitoring, vulnerability screening, referral mechanisms, provision of documentation and legal advice, awareness creation. As of ending April the 156,000 of the people targeted has been reached through activities in the HRP.

## KEY FIGURES

### PEOPLE IN NEED

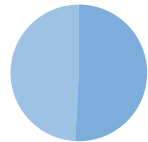
3.9M



### PEOPLE TARGETED



2.0M

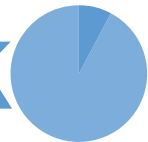


51% of people in need

### PEOPLE REACHED

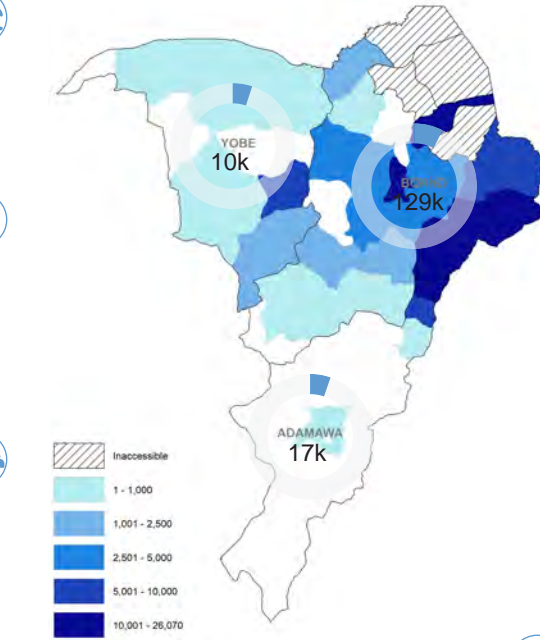


156K

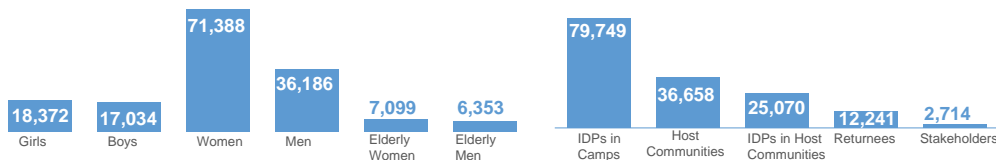


8% of people targeted

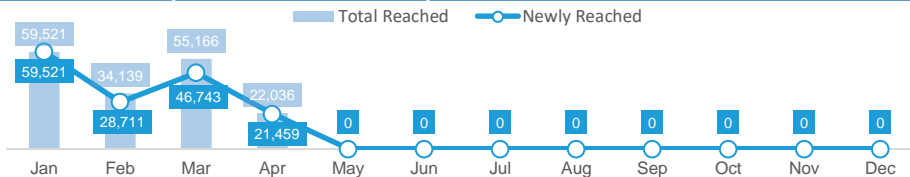
### DEMOGRAPHICS



### BENEFICIARY TYPE



### MONTHLY TREND (Individuals reached)



## OVERVIEW BY SECTOR OBJECTIVES AND INDICATORS

### 1. Enhance civilians' protection from harm and respond to specific needs and risks with timely and comprehensive protection services.

	TARGET	COVERAGE
Number of vulnerable IDPs, IDP returnees and refugee returnees screened, registered and monitored	393,423	2%
Number of vulnerable women, girls, boys and men referred for inter-sectoral assistance that receive support services	88,077	12%
Number of women, girls, boys and men with identified protection needs provided with protection-specific assistance	134,594	4%
Number of vulnerable women, girls, boys and men provided with general information about availability of essential services and complaints mechanisms	478,014	4%

### 2. Improve affected persons' access to their rights and strengthen the overall protection environment.

Number of women, girls, boys and men provided with access to legal and land documentation	975,364	2%
Number of women, girls, boys and men provided with legal aid services for access to justice	23,732	5%
Number of persons (IDP and returnees, host community members, Government officials, service providers and humanitarian workers) provided with training on protection principles	8,863	11%

### 3. Promote the creation of conditions for safe, voluntary and durable solutions and enhance freedom of movement.

Number of women, girls, boys and men receiving protection information and assistance to counter negative coping mechanisms	418,294	16%
--	---------	-----



At least 1 million girls (53per cent) and boys (47 per cent) in need of care and protection from abuse, discrimination, exploitation, neglect and violence in north-east Nigeria are targeted with child protection interventions. Prevention and response priorities will focus on vulnerable children, their caregivers and communities amongst IDPs, returnee and host communities most affected by the conflict, and based on the level of needs, vulnerabilities and coping mechanisms. Girls and boys between the age of 6 to 17 years, including adolescents, form 28 per cent and 25 per cent of the estimated population in need of child protection services respectively. The Sub-Sector response has prioritised localities most affected by the conflict, with Adamawa State representing 13 per cent, Borno State 77 per cent and Yobe State 10 per cent of the targeted population.

## KEY FIGURES

### PEOPLE IN NEED

1.8M



### PEOPLE TARGETED

1.1M

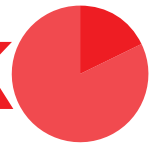


61% of people in need



### PEOPLE REACHED

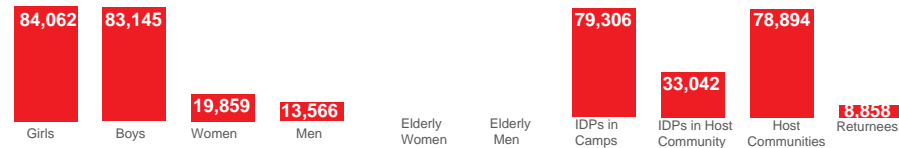
200K



18% of people targeted




### DEMOGRAPHICS



### BENEFICIARY TYPE



### MONTHLY TREND (Individuals reached)



## OVERVIEW BY SECTOR OBJECTIVES AND INDICATORS

### 1. Conflict-affected children, adolescents and caregivers' well-being is enhanced through provision of quality mental health and psychosocial support services and information on child care and protection.

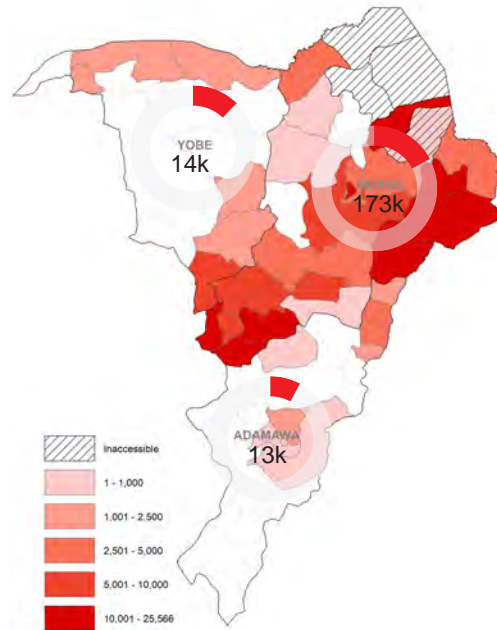
	TARGET	COVERAGE
Number of children and adolescents benefiting from psychosocial support services.	544,000	28%
Number of children and adolescents benefiting from mental health services.	1,500	5%
Number of caregivers benefiting from psychosocial support services and mental health services.	25,000	48%
Number of community members and caregivers of conflict-affected children who benefit from information on child care and protection.	250,000	9%

### 2. Girls and boys facing protection risks have access to comprehensive case management services

Number of girls and boys affected by protection risks who receive specialized support services.	3,500	59%
Number of unaccompanied and separated girls and boys reunified with their families.	900	31%
Number of children affected by protection risks (family separation, violence, neglect, abuse, etc.) placed in alternative care arrangements.	4,400	20%
Number of girls and boys living with disabilities affected by protection risks who receive specialized support services.	250	12%

### 3. Grave violations against children are monitored and reported; and children and adolescents who have suffered from such violations, including those formerly associated with armed groups or those returning from captivity, are supported to successfully reintegrate into their communities.

Number of children and adolescents suffering from grave child rights violations, including those formerly associated with armed groups or returning from captivity, who benefited from socio-economic assistance to successfully reintegrate into their communities.	4,400	24%
Number of conflict-affected girls, boys, women and men and young people affected by grave child rights violations who benefit from information on grave child rights violations.	300,000	3%





The overarching goal of the GBV Sub-Sector response plan is to provide safe and comprehensive services to those affected by genderbased violence and facilitate the recognition that GBV programming is the responsibility of all humanitarian actors and needs to be addressed with adequate, comprehensive and coordinated actions. The response plan is guided by three approaches: Life-saving response to survivors and those at risk of violence; GBV prevention and integration of GBV risk mitigation aimed at promoting dignity and safety in humanitarian action. Promotion of women leadership and participation in camp oversight groups will be prioritised. Emphasis is also placed on upholding the zero tolerance for Sexual Exploitation and Abuse (SEA) across the humanitarian system through promoting accountability, prevention measures and support to survivors.

## KEY FIGURES

### PEOPLE IN NEED

1.3M

### PEOPLE TARGETED

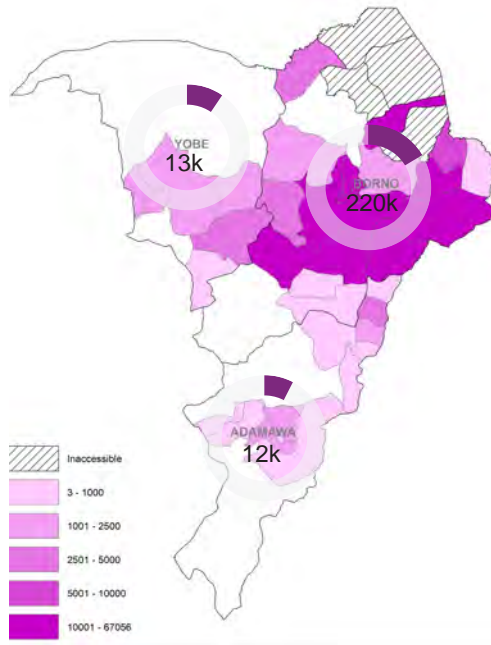
1.3M

68% of people in need

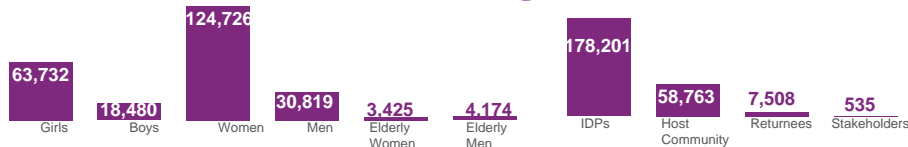
### PEOPLE REACHED

245K

19% of people targeted

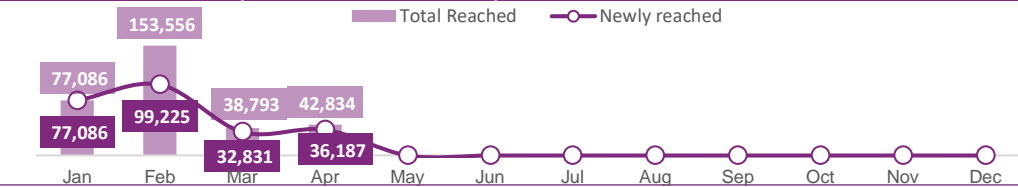


### DEMOGRAPHICS



### BENEFICIARY TYPE

### MONTHLY TREND (Individuals reached)



## OVERVIEW BY SECTOR OBJECTIVES AND INDICATORS

### 1. Improved access to quality lifesaving and well-coordinated GBV response services for survivors and individuals at risk.

Number of survivors provided with GBV case management and specialized services (medical - including psychiatric services, psychosocial services, access to justice, safety options and security mechanisms).

Actual	Target	Coverage
19,729	200,000	10%

Number of individuals at risk who receive immediate material assistance including dignity kits

Actual	Target	Coverage
4,473	250,000	2%

Number of practitioners benefitting from training/capacity building initiatives, who demonstrate increased knowledge in improving the quality of service provision

Actual	Target	Coverage
806	1,000	81%

### 2: Enhanced wellbeing among survivors/vulnerable individuals through survivor centred service provision and GBV risk mitigation efforts into humanitarian response efforts.

Number of beneficiaries who demonstrate improved capacity from peer support, mentoring/coaching, skills building and empowerment programs

Actual	Target	Coverage
21,972	150,000	15%

Number of beneficiaries (survivors and women/girls formerly abducted/associated with the armed groups & forces, survivors of trafficking) successfully reintegrated into a healthy social environment

Actual	Target	Coverage
444	100,000	0.4%

Number of frontline responders who demonstrate awareness on services for GBV/TIP/WAFAAG and ability to make safe referrals to appropriate assistance

Actual	Target	Coverage
51	3,500	1%

Number of relevant institutions/facilities (state services and humanitarian partners) that demonstrate increased capacity in provision of survivor centred services

Actual	Target	Coverage
7	200	4%

### 3: Strengthened community resilience and systems/institutions that prevent and respond to gender-based violence including harmful practices.

Number of beneficiaries who access increased social and safe economic/livelihood/income generation opportunities.

Actual	Target	Coverage
4,044	100,000	4%

Number of relevant institutions and systems that are enabled (either established and/or strengthened) to plan, fund, and deliver multi-sectoral programmes that prevent and respond to GBV, including harmful practices

Actual	Target	Coverage
15	15	0%

Number of persons reached through sensitization, community engagement and capacity building on GBV prevention and principles that address negative social norms

Actual	Target	Coverage
179,156	482,721	35%



The target population will benefit from life-saving risk education, mapping and marking of hazardous areas, development of community-owned protection and resilience mechanisms and identification and referral of survivors and affected IDP, returnees and host communities. The Sub-Sector response will target 17 LGAs across the BAY states.

The HLP sub-sector is coordinating and strengthening HLP interventions for the displaced and conflict-affected population. This objective responds to the common HLP challenges of insecure tenure on temporary settlements, poor housing conditions and inability to pay rent, and limited knowledge and capacity to access HLP rights.

## KEY FIGURES

### PEOPLE IN NEED

1.7M

### PEOPLE TARGETED

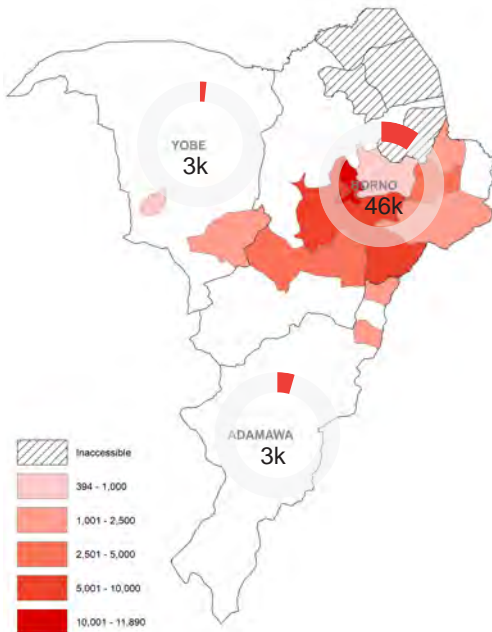
0.6M

35% of people in need

### PEOPLE REACHED

52k

8% of people targeted



## KEY FIGURES

### PEOPLE IN NEED

1.4M

### PEOPLE TARGETED

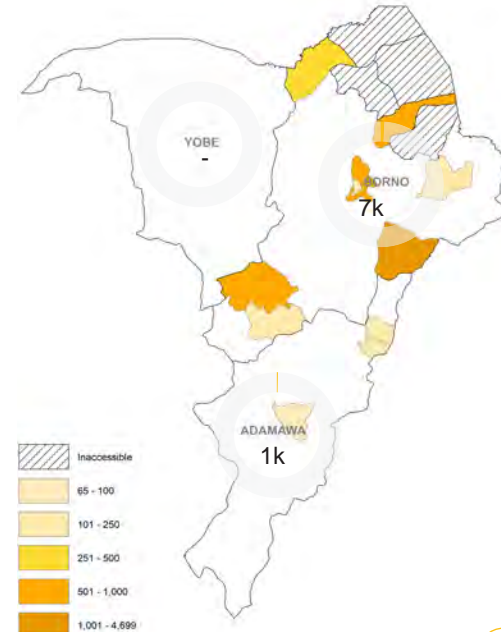
0.9M

53% of people in need

### PEOPLE REACHED

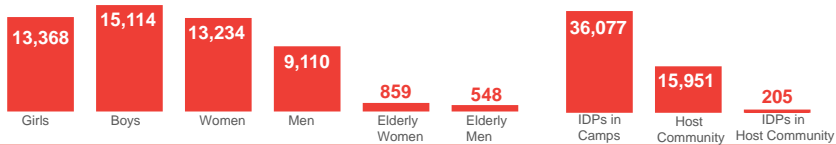
8k

1% of people targeted



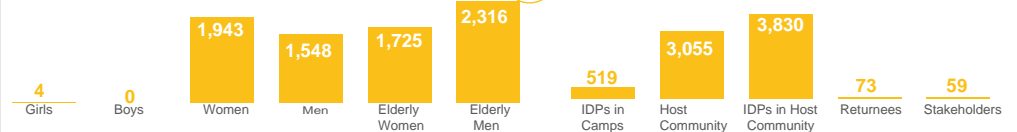
## DEMOGRAPHICS

## BENEFICIARY TYPE

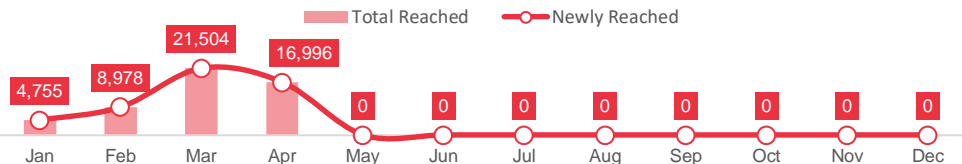


## DEMOGRAPHICS

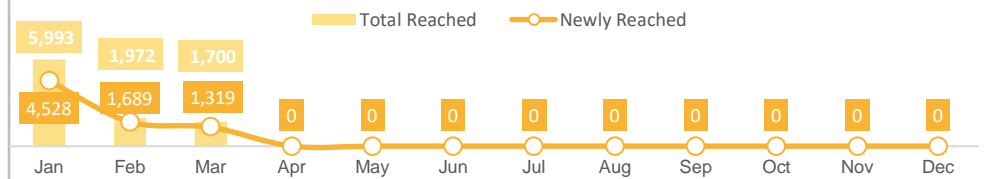
## BENEFICIARY TYPE



## MONTHLY TREND (Individuals reached)



## MONTHLY TREND (Individuals reached)



## OVERVIEW BY SECTOR OBJECTIVES AND INDICATORS

1. Enhance civilians' protection from harm and respond to specific needs and risks with timely and comprehensive protection services.

Indicator	TARGET	COVERAGE
Number of people (IDPs, returnees, host community members, Government officials, service providers and humanitarian workers), benefitting from mine action activities	632,000	8%

## OVERVIEW BY SECTOR OBJECTIVES AND INDICATORS

1. Enhance civilians' protection from harm and respond to specific needs and risks with timely and comprehensive protection services.

Indicator	TARGET	COVERAGE
Number of women, girls, boys and men receiving information counseling and legal advice on housing, land and property rights.	10,000	75%
Number of people receiving support of housing, land and property dispute management	25,000	0%